



Altura Series® 145 High Performance, Zero Vision



Designed with high performance in mind, the Altura Series® 145 is an extruded aluminium vertical louvre that has been designed and engineered to provide maximum aerodynamics, rain defence and zero vision screening.

Distinctive Features:

- 145mm deep, custom extruded aluminium full chevron louvre
- Vertical louvre blade
- Blades are of extruded aluminium construction
- Ideal for plant room screens
- Ideal for enclosures with high ventilation requirements
- Installed in panels or as a continuous louvre

Attention to Detail:

- Zero vision
- 60% free open area [FOA]
- 62.5mm blade pitch
- Maximum blade span: 1500mm
- Maximum blade length: 6500mm
- Designed, engineered and certified for incidental live load.



**EXCELLENT VENTILATION
WITH ZERO VISION**

Performance tested to AS/NZS 4740:2000



Rain Defence: Standard: Class B

Aerodynamics: Standard: Class 1

Note: Full CFD report available on request.



visit louvreciad.com phone 1300 165 678

PERFORMANCE DATA

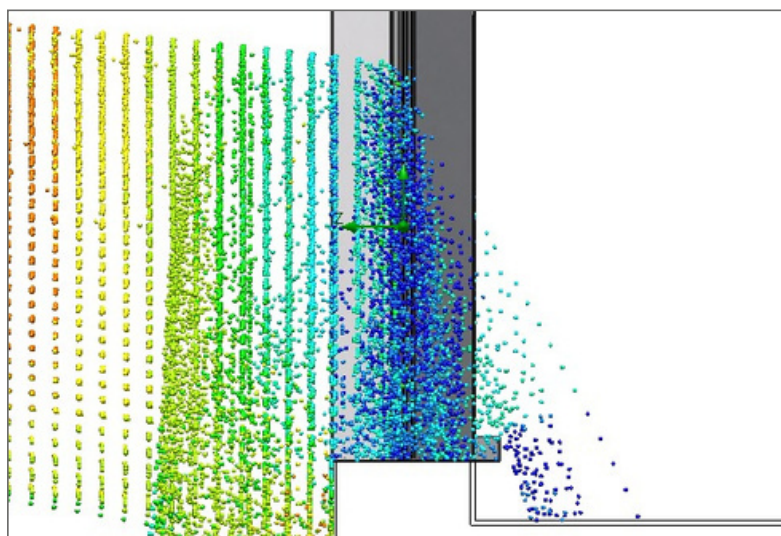
Altura Series® 145 is an extruded aluminium 62.5mm pitch by 145mm deep vertical chevron louvre that provides 60% Free Open Area, Class 1 for Aerodynamics and 98% effective Class B rain defence.

Designed with high performance in mind, the Altura Series has been created for commercial plant room enclosures for which maximum airflow, good rain defence and zero vision is crucial. This high-performance vertical louvre is an excellent lighter weight alternative to the Altura 300 that also provides Class 1 aerodynamics, zero vision screening and a contemporary clean line aesthetic.

Rain Defence Tested to AS/NZS 4740:2000

Rain penetration analysis is tested to AS/NZS 4740:2000 and was conducted at a constant rain flow rate with ventilation rates ranging from 0.5m³/s to 3.5 m³/s.

The results concluded that the Altura Series® 145 has an average rain penetration effectiveness of 98%, at core velocities from 0 to 3.5m/s. This achieves a Class B rating for rain defence performance.

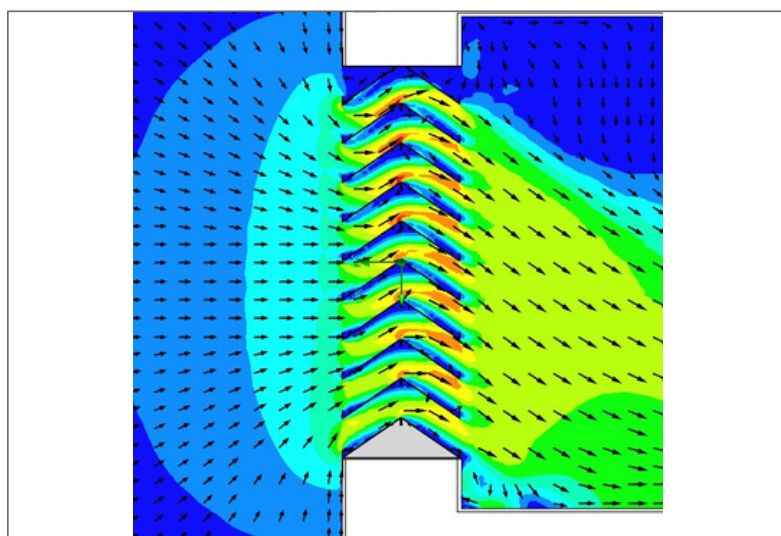


Rain penetration
[Plan View]

Aerodynamics Tested to AS/NZS 4740:2000

The aerodynamics and discharge coefficient analysis was conducted to AS/NZS 4740:2000, with the ventilation rate ranging from 0.4m/s to 3.4m/s.

The Altura Series® 145 louvre performance resulted in an average discharge coefficient of 0.714 and the effective aerodynamic area was 0.31m² with a Class 1 aerodynamics performance rating.



Velocity vectors
[Plan View]

DRAFT SPECIFICATION

Louvres will be Louvreclad Altura Series® 145mm deep, extruded aluminium full chevron louvre. The louvre should provide zero vision & achieve 60% free open area. The louvre should be performance tested to AS/NZS4740:2000 and achieve a Class B for rain defence and Class 1 for aerodynamics at velocities from 0.5-3.5m/s.

Base Material & Finish

Louvres will be manufactured in [powder coated/anodised] aluminium finish in [state colour]

Accessories

Louvres will be fitted with [nominate options/accessories from the selection].

Installation and Mounting

Installation and mounting details will be designed in accordance with proprietary systems and recommendations as designed and manufactured by Louvreclad Pty. Ltd. Phone: 1300 165 678 Email: sales@louvrecad.com

Base Material Options

- Aluminium

Finishes Available

Choose from the following range of finishes:

- complete powder coated range
- complete anodised range

Specialised coatings are also available on request.

Accessories

Bird/Vermin Mesh

Select from the following if required:

- galvanised
- galvanised powder coated
- stainless steel
- plastic
- perforated metal
- expanded metal

Insect Mesh


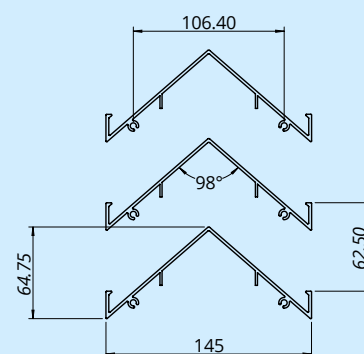

Select from the following:

- aluminium
- fibreglass
- stainless steel
- perforated metal

Other Louvre Accessories

- Security screens and bars
- Intergrated louvered doors

PROFILES



EARLY CONTRACTOR INVOLVEMENT

Early Contractor Involvement (ECI) can save money, save time and ensure the best outcome. Get in touch with one of our experts at design stage and ensure the success of your project. Whether it is a highly bespoke & complex brief that requires testing & prototyping or a simple design needing clarification around detailing, to achieve a high-end premium finish, attention-to-detail is essential.



WOULD YOU LIKE TO KNOW MORE?

If you have any questions about this product, or if you would like to speak to a member of our expert team about how we can tailor a solution for you, call: 1300 165 678 or visit: louvreciad.com