



## Altura Series® 300 Zero-Vision Louvres



LOUVRES


Designed with high performance in mind, the Altura Series® 300 is an extruded aluminium vertical louvre that has been designed and engineered to provide maximum aerodynamics, rain defence and zero vision screening.

### Distinctive Features:

- 300mm deep, extruded aluminium full chevron louvre
- Vertical Louvre blade
- Blades are constructed out of aluminium
- Ideal for plant room screens
- Ideal for enclosures with high ventilation requirements
- Assembled and installed in panels

### Attention to Detail:

- Zero vision
- 80% free open area [FOA]
- 100mm blade pitch
- Maximum blade span: 1700mm
- Maximum blade length: 6000mm
- Designed, engineered and certified for incidental live load.



**EXCELLENT VENTILATION  
WITH ZERO VISION**

Performance tested to AS/NZS 4740:2000



Rain Defence: Standard: Class B

Aerodynamics: Standard: Class 1

Note: Full CFD report available on request.



visit [louvreciad.com](http://louvreciad.com) phone 1300 165 678

## PERFORMANCE DATA

Performance tested to AS/NZS 4740:2000 Louvreclad Altura Series® is a 100mm pitch, 300mm deep, fixed blade louvre, which achieves a Class 1 for aerodynamics and a Class B for rain defence.

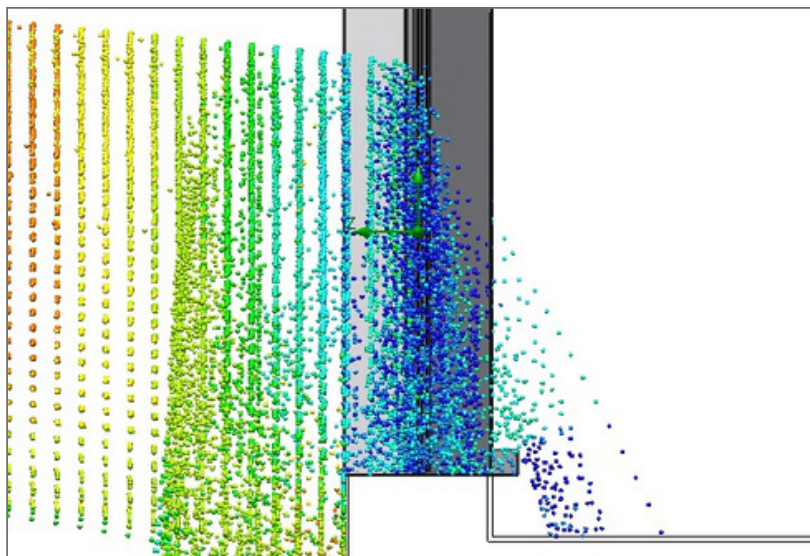
This makes it one of the highest performing louvres on the market, for both rain defence and aerodynamics. Alongside this, the Altura Series® is one of the only louvres which provides 80% free open area.

### Rain Defence Tested to AS/NZS 4740:2000

Rain penetration analysis is tested to AS/NZS 4740:2000 and was conducted at a constant rain flow rate with ventilation rates ranging from 0.5m<sup>3</sup>/s to 3.5 m<sup>3</sup>/s.

The results concluded that the ventilator has low rain defence performance.

The average rain penetration effectiveness at core velocities from 0 to 3.5m/s was 98% effective achieving a Class B rating.

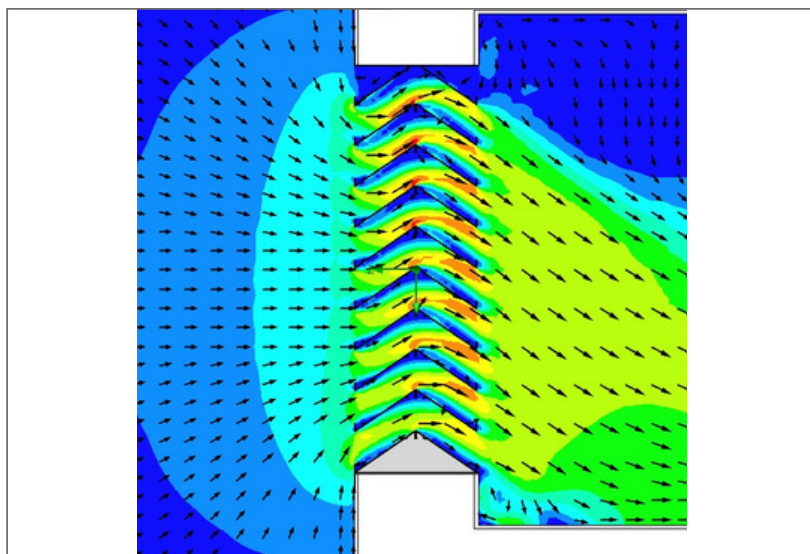


Rain penetration  
[Plan View]

### Aerodynamics Tested to AS/NZS 4740:2000

The aerodynamics and discharge coefficient analysis was conducted to AS/NZS 4740:2000 with the ventilation rate ranging from 0.4m/s to 3.5m/s.

The results showed an average discharge coefficient of 0.725 and effective aerodynamic area of 0.47m<sup>2</sup> while achieving a Class 1 performance rating.



Velocity vectors  
[Plan View]

## DRAFT SPECIFICATION

Louvres will be Louvreclad Altura Series® 300mm deep, extruded aluminium full chevron louvre. The louvre should provide zero vision and achieve 80% free open area. The louvre should be performance tested to AS/NZS4740:2000 and achieve a Class B for rain defence and Class 1 for aerodynamics at velocities from 0.5-3.5m/s.

### Base Material & Finish

Louvres will be manufactured in [powder coated/anodised] aluminium finish in [state colour]

### Accessories

Louvres will be fitted with [nominate options/accessories from the selection].

### Installation and Mounting

Installation and mounting details will be designed in accordance with proprietary systems and recommendations as designed and manufactured by Louvreclad Pty. Ltd. Phone: 1300 165 678 Email: sales@louvreclad.com

### Base Material Options

- Aluminium

### Finishes Available

Choose from the following range of finishes:

- complete powder coated range
- complete anodised range

*Specialised coatings are also available on request.*

### Accessories

#### Bird/Vermin Mesh

Select from the following if required:

- galvanised
- galvanised powder coated
- stainless steel
- plastic
- perforated metal
- expanded metal

#### Insect Mesh


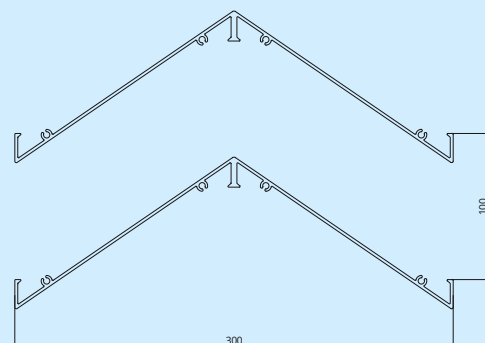
Select from the following:

- aluminium
- fibreglass
- stainless steel
- perforated metal

### Other Louvre Accessories

- Security screens and bars
- Intergrated louvered doors

## PROFILES



## EARLY CONTRACTOR INVOLVEMENT

Early Contractor Involvement [ECI] can save money, save time and ensure the best outcome. Get in touch with one of our experts at design stage and ensure the success of your project. Whether it is a highly bespoke & complex brief that requires testing & prototyping or a simple design needing clarification around detailing, to achieve a high-end premium finish, attention-to-detail is essential.





## **WOULD YOU LIKE TO KNOW MORE?**

If you have any questions about this product, or if you would like to speak to a member of our expert team about how we can tailor a solution for you, call: 1300 165 678 or visit: [louvreciad.com](http://louvreciad.com)