



Scarborough Series[®] Window shroud feature screen



SCREENS

The Louvreclad Scarborough Series[®] is a modular 20mm suite available in ellipsoid, bullet, and panel configurations. A versatile, cost-effective alternative to traditional feature fins and screens. It's slim profile provides substantial sun screening and distinctive architectural character.

Distinctive Features + Diverse Applications + Multitude of Benefits:

- Delivered to site ready-made for single-trade installation
- Concealed mounting in certain applications
- A selection of widths, configurations and mounting options

Attention to Detail:

- 20mm depth
- Maximum span: up to 3.0m depending on size of batten, location of building and local wind pressures.
- Designed, engineered and certified for incidental live load.


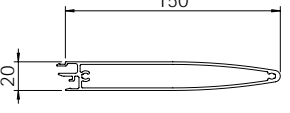

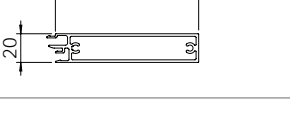
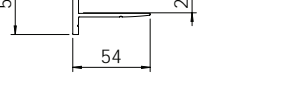


SLIM SUN SHADING OPTION



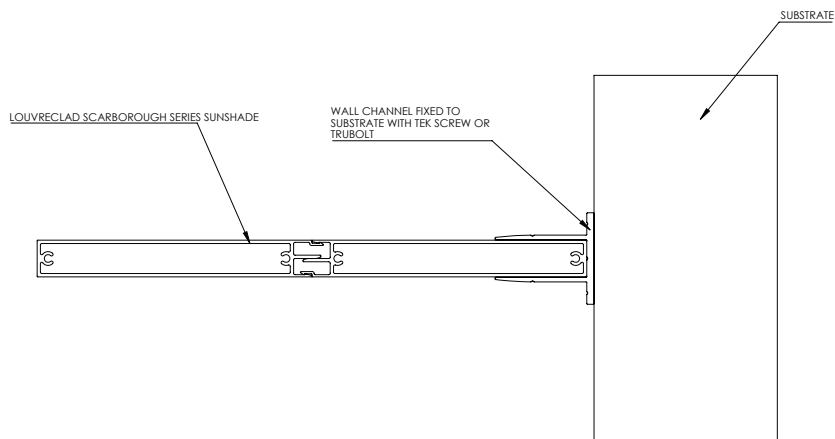
Thinking outside for inside performance

PROFILES

Render	Code	Description
	SCA-PANEL	150mm Panel
	SCA-BULLET	150mm Bullet
	SCA-150EP	150mm End Panel
	SCA-100EP	100mm End Panel
	SCA-CHAN	Mounting Channel

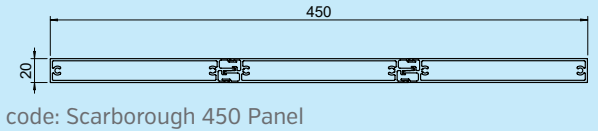
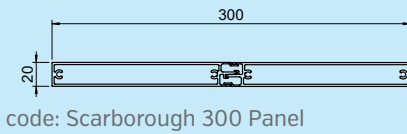
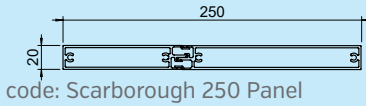
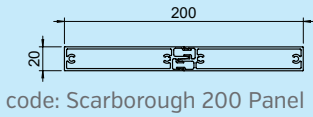
Typical Installation

1. Wall Mounting Channel

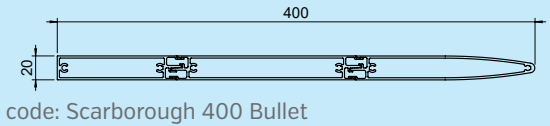
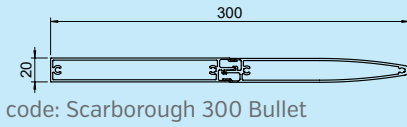


TYPICAL CONFIGURATIONS

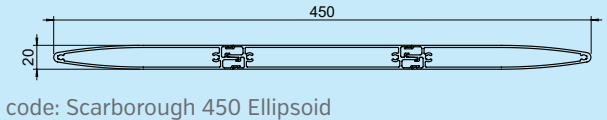
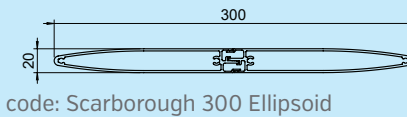
Panel:



Bullet:



Ellipsoid:



DRAFT SPECIFICATION

Screens will be Louvreclad Scarborough Series® base module plus 100mm or 150mm increments [state width] [Bullet/Panel/Ellipsoid]. Blades will be _____ [Operable/Fixed] if fixed [state pitch] mm pitch at [state angle]° angle.

Base Material & Finish

Screens will be manufactured in [powder coated/anodised] aluminium finish in [state colour]

Operation Method [if applicable]

The operation method will be [Electric Motor/Manual winder/other - choose method]

Control System [if applicable]

Automated Control will be by [specify sensors and control system]

Accessories [if applicable]

Screens will be fitted with [nominate options/accessories from the selection].

Installation and Mounting

Installation and mounting details will be designed in accordance with proprietary systems and recommendations as designed and manufactured by Louvreclad Pty. Ltd. Phone: 1300 165 678 Email: sales@louvrecld.com

Base Material Options

- Extruded Aluminium


Finishes Available

Choose from the following range of finishes:

- complete powder coated range
- complete anodised range

Specialised coatings are also available on request.

PROFILES





WOULD YOU LIKE TO KNOW MORE?

If you have any questions about this product, or if you would like to speak to a member of our expert team about how we can tailor a solution for you, call: **1300 165 678** or visit: **louvreciad.com**