



Jupiter Series[®] Single, Two-stage & Drainable louvres



Louvreclad's Jupiter Series[®] features an extruded aluminium fixed louvre which is ideal for commercial and industrial applications where both performance & aesthetics are necessary.

Distinctive Features:

- Can be specified in modular panels or as a continuous application
- For a seamless, uninterrupted façade
- Ideal for inverted louvre situations (eg plant screens)

Attention to Detail:

- 55% free open area
- Maximum blade span: 1500mm
- Maximum blade length: 6500mm
- Designed, engineered and certified for incidental live load.



**SEAMLESS, UNINTERRUPTED
FACADE**

Performance tested to AS/NZS 4740:2000



Rain Defence: Standard: Class C | Two stage: Class A |
Drainable: Class C

Aerodynamics: Standard: Class 1 | Two stage: Class 3 |
Drainable: Class 2

Note: Full CFD report available on request.

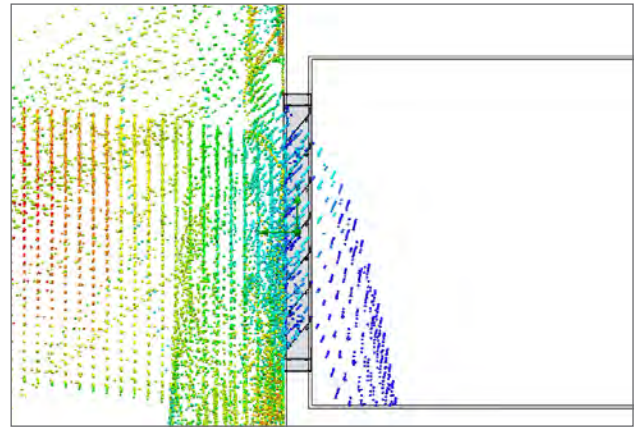
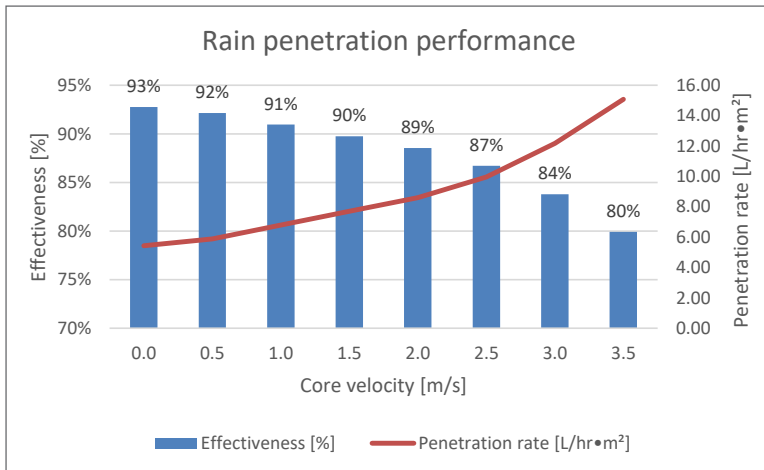


visit louvreclad.com phone 1300 165 678

PERFORMANCE DATA - STANDARD LOUVRE

Jupiter Series® Standard Louvre is a high performance 125mm pitch extruded aluminium louvre and is well suited for screening and ventilation applications where maximum aerodynamics is a crucial design factor. Performance tested to AS/NZS 4740:2000 the Jupiter Standard achieves a Class 1 for Aerodynamics and Class C for rain defence making it ideal for applications where high-performance louvres are required including plant room screening, air intake and exhaust and louvre doors.

This highly versatile louvre system can be custom designed to suit the performance requirements of your project. Jupiter Series® Standard can be utilized where maximum aerodynamics is required with the benefit of adding a second stage where extra rain defence is needed whilst maintaining a consistent external architectural aesthetics.

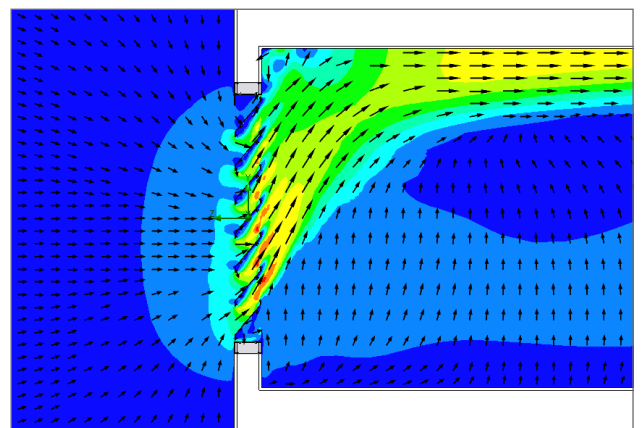
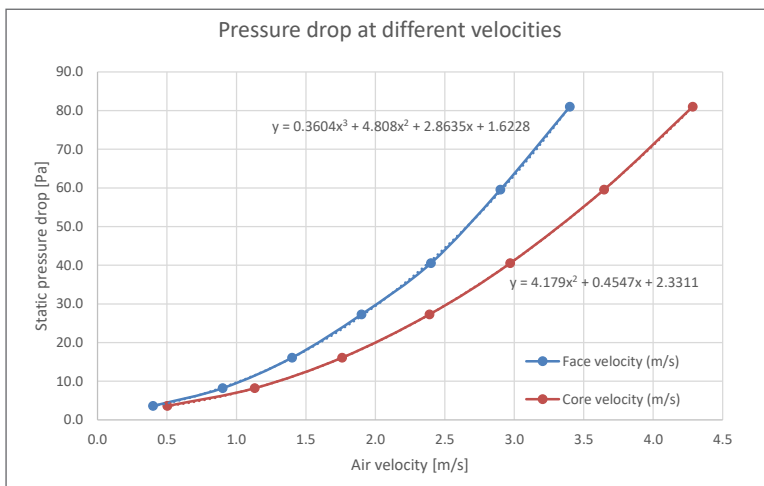


Rain penetration

Rain Defence tested to AS/NZS 4740:2000

Rain penetration analysis is tested to AS/NZS 4740:2000 and was conducted at a constant rain flow rate with ventilation rates ranging from 0.5m³/s to 3.5 m³/s. The results concluded that the ventilator has low rain defence performance and is summarized in Table 2.

The Jupiter Series® Standard Louvre's average rain penetration effectiveness at core velocities from 0 to 3.5m/s was 88% effective achieving a Class C rating.



Velocity vectors

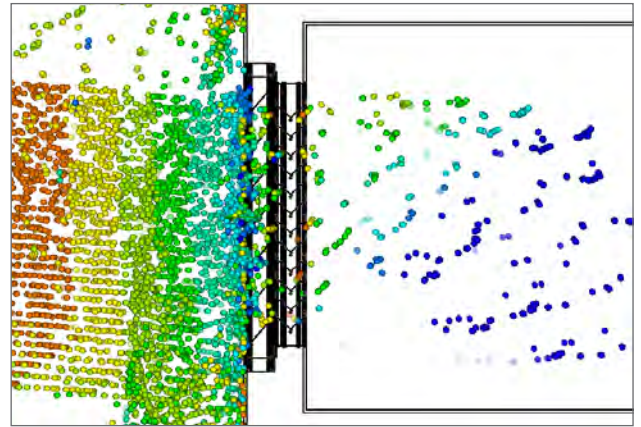
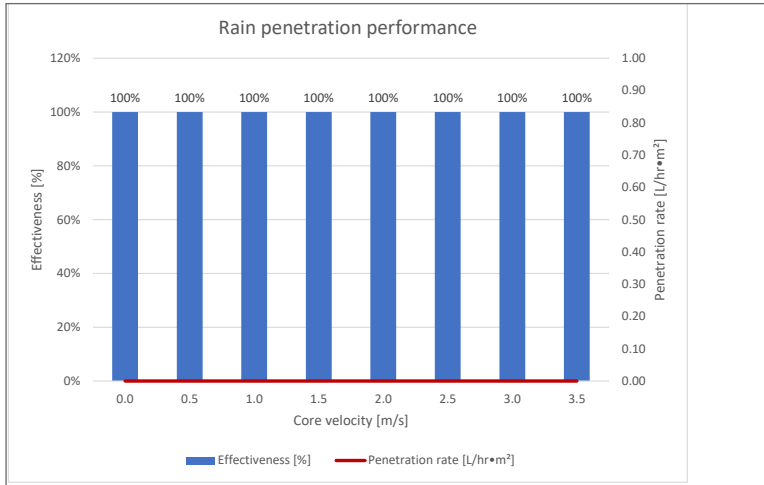
Aerodynamics tested to AS/NZS 4740:2000

This aerodynamics and discharge coefficient analysis was conducted to AS/NZS 4740:2000 with the ventilation rate ranging from 0.4m/s to 3.4m/s. Table 2 summarizes the ventilator's aerodynamic performance at different face velocities.

The Jupiter Series® Standard louvre performance resulted in an average discharge coefficient of 0.739 while achieving a Class 1 performance rating

PERFORMANCE DATA - TWO-STAGE

Jupiter Series® Two-stage louvre achieves an A3 Performance Classification in accordance AS/NZS 4740:2000. The double interlocking blades ensure 100% effective rain defence making it one of the highest performing louvres on the market and providing the perfect balance between these two-compromising factors of rain defence and aerodynamics. Designed for zero vision, the Jupiter Series® two-stage louvre is manufactured to withstand cyclone conditions.

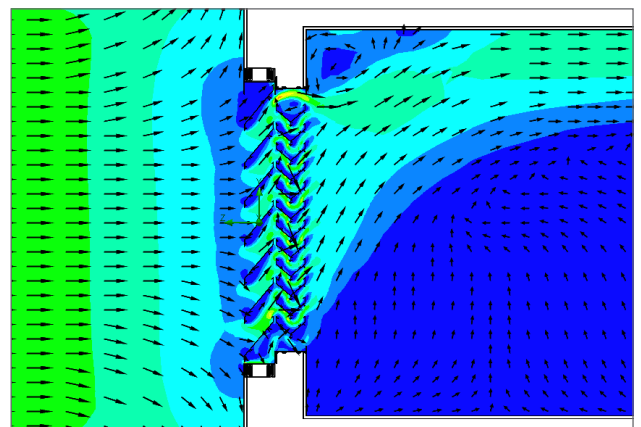
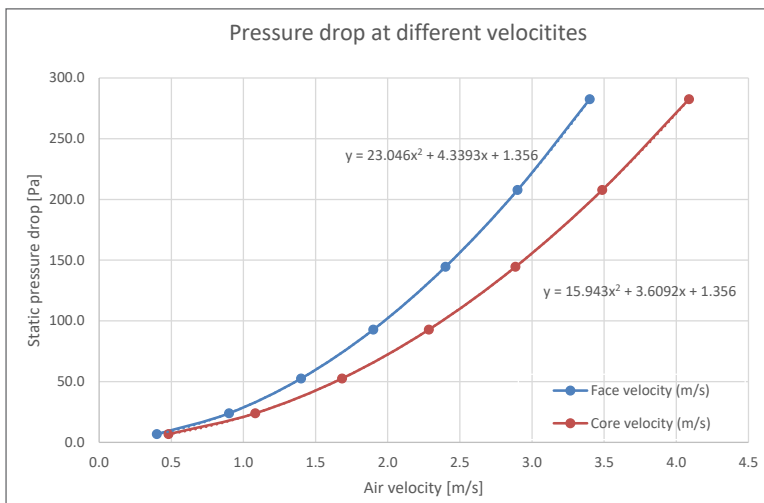


Rain penetration

Rain Defence tested to AS/NZS 4740:2000

Rain penetration analysis is tested to AS/NZS 4740:2000 and was conducted at a constant rain flow rate with ventilation rates ranging from 0.5m³/s to 3.5 m³/s. The results concluded that the ventilator offers 100% effective rain defence performance and is summarized in Table 2.

The Jupiter Series® Two Stage louvre's average rain penetration effectiveness at core velocities from 0 to 3.5m/s was 100% effective achieving a Class A rating



Velocity vectors

Aerodynamics tested to AS/NZS 4740:2000

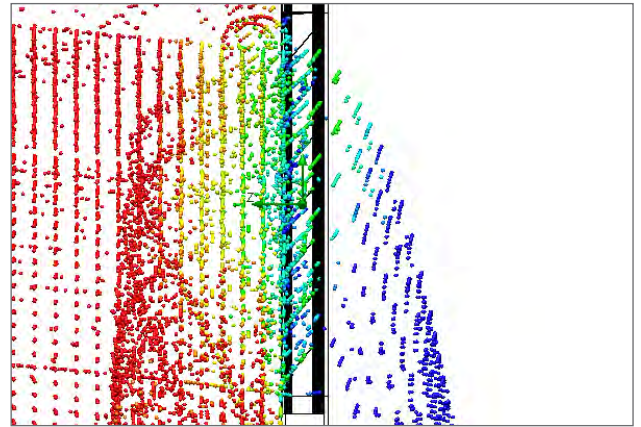
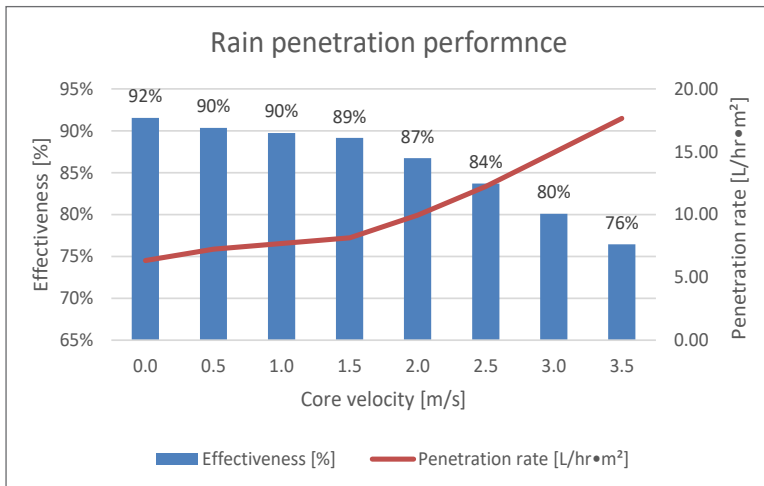
This aerodynamics and discharge coefficient analysis was conducted to AS4740:2000 with the ventilation rate ranging from 0.4m/s to 3.4m/s. Table 2 summarizes the ventilator's aerodynamic performance at different face velocities.

The Jupiter Series® Two Stage louvre tested performance resulted in an effective aerodynamic area of 0.15m² and an average discharge coefficient of 0.391 achieving a Class 3 performance rating.



PERFORMANCE DATA - DRAINABLE

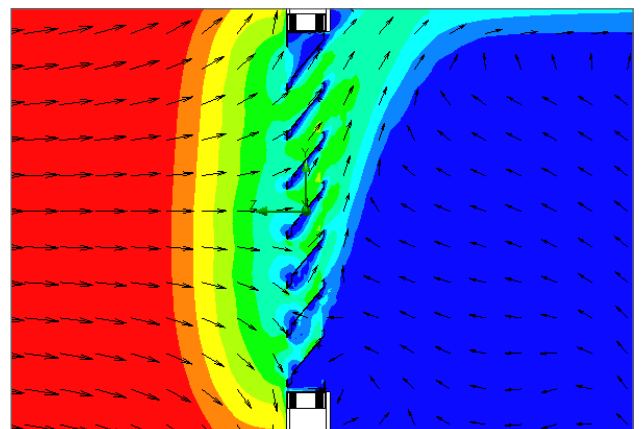
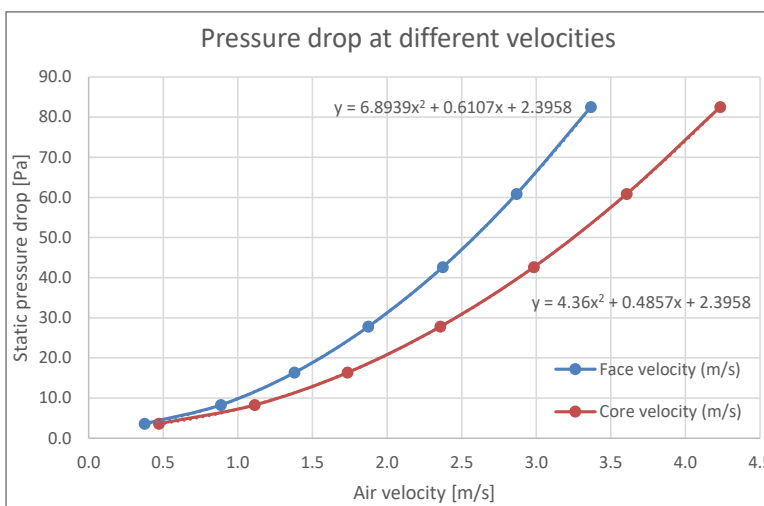
Jupiter Series® Drainable Louvre is a high performance 125mm pitch extruded aluminium louvre with an additional drainage channel to mitigate the cascade effect. Performance tested to AS/NZS 4740:2000 the Jupiter Standard provides 55% free open area with a Class 2 for Aerodynamics and Class C 86% effective rain defence making it ideal for industry standard applications including plant room screening, air intake and exhaust and louvre doors. Where additional rain defence is required the Jupiter Series second stage can be specified.



Rain penetration

Rain Defence tested to AS/NZS 4740:2000

Rain penetration analysis is tested to AS/NZS 4740:2000 and was conducted at a constant rain flow rate with ventilation rates ranging from 0.5m/s to 3.5 m/s. The results concluded that the Jupiter Series® Drainable Louvre's average rain penetration effectiveness at core velocities from 0 to 3.5m/s was 88% effective achieving a Class C rating.



Velocity vectors

Aerodynamics tested to AS/NZS 4740:2000

This aerodynamics and discharge coefficient analysis was conducted to AS/NZS 4740:2000 with the ventilation rate ranging from 0.4m/s to 3.4m/s. Table 2 summarizes the ventilator's aerodynamic performance at different face velocities. The Jupiter Series® Drainable louvre performance resulted in an average discharge coefficient of 0.688 and the effective aerodynamic area was 0.25m² with Class 2 performance rating.

DRAFT SPECIFICATION

Louvres will be Louvreclad Jupiter Series® Standard Louvre.

Performance tested to AS/NZS 4740:2000 the Jupiter Series Standard Louvre achieves a Class C for rain defence and Class 1 for Aerodynamics at velocities from 0.5-3.5m/s with 55% free open area.

Louvres will be Louvreclad Jupiter Series® Two Stage.

Performance tested to AS/NZS 4740:2000 the Jupiter Series Two Stage Louvre achieves a Class A for rain defence and Class 3 for Aerodynamics at velocities from 0.5-3.5m/s with 50% free open area.

Louvres will be Louvreclad Jupiter Series® Drainable Louvre.

Performance tested to AS/NZS 4740:2000 the Jupiter Series drainable Louvre achieves a Class C for rain defence and Class 2 for Aerodynamics at velocities from 0.5-3.5m/s with 55% free open area.

Base Material & Finish

Louvres will be manufactured in [powder coated/anodised] aluminium finish in [state colour]

Accessories

Louvres will be fitted with [nominate options/accessories from the selection].

Installation and Mounting

Installation and mounting details will be designed in accordance with proprietary systems and recommendations as designed and manufactured by Louvreclad Pty. Ltd. Phone: 1300 165 678 Email: sales@louvreclad.com

Base Material Options

- Extruded Aluminium

Finishes Available

Choose from the following range of finishes:

- complete powder coated range
- complete anodised range

Specialised coatings are also available on request.

Accessories

Bird/Vermin Mesh

Select from the following:

- galvanised
- galvanised powder coated
- stainless steel
- plastic
- perforated metal
- expanded metal

Insect Mesh

Select from the following:

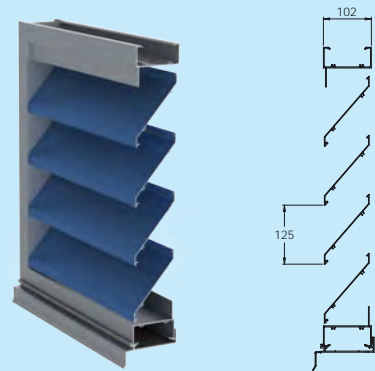
- aluminium
- fibreglass
- stainless steel
- perforated metal

Other Louvre Accessories

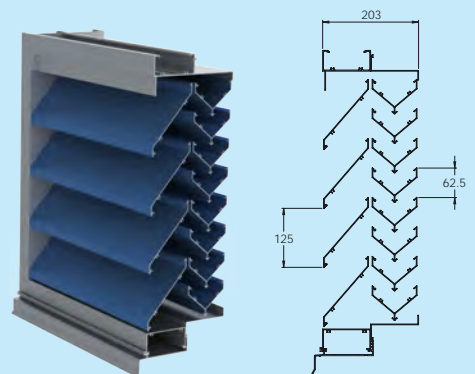
- Security screens and bars
- Blanking sheets
- Volume control dampers
- Fire and smoke dampers
- Dust filters
- 2nd stage louvre

PROFILES


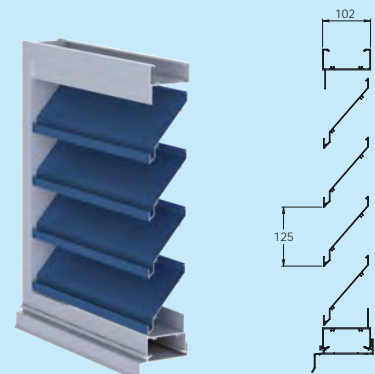
Jupiter Series® standard louvre



Jupiter Series® two-stage louvre



Jupiter Series® drainable louvre





i WOULD YOU LIKE TO KNOW MORE?

If you have any questions about this product, or if you would like to speak to a member of our expert team about how we can tailor a solution for you, call: **1300 165 678** or visit: **louvreciad.com**