

Mirage Series® Swaged Louvres

Louvreclad Mirage Series® swaged screens feature robust aluminium profiles for shading, screening, ventilation, and walkways. Meets AS 1657:2018 standards, offering various configurations with low-maintenance finishes.

Features

PERFORMANCE

Superior Durability

Engineered aluminium swaged louvres provide high impact resistance and meet AS 1657:2018 standards for trafficable walkways. Customised to suit local wind pressures and standards.

AESTHETICS

Clean, Modern Lines

The Mirage Series® features sleek, straight lines, enhancing the contemporary look of commercial buildings. Available in a range of powder coat or anodised finishes.

DESIGN

Versatile Configurations

Suitable for vertical, horizontal, and sliding screen solutions. Offers variable blade pitch and drop with a wide range of profiles, accommodating 15-95% free open area.

Specifications

MATERIAL

6060 T5 Extruded Aluminium

FINISH

Interpon powder coated range,
Dulux powder coated range,
Sapphire anodised range,
Universal anodised range, AAF
anodised range

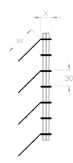

INSTALLATION

Installation and mounting details will be designed in accordance with proprietary systems and recommendations as designed and manufactured by Louvreclad.

Explore the profile options

Mirage Series®
MSC

Swaged extruded
aluminium screens

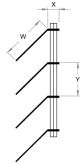



83-95 %
FREE OPEN AREA

60 mm
PITCH

Mirage Series®
MSS

Swaged extruded
aluminium screens

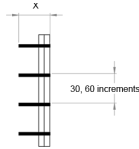
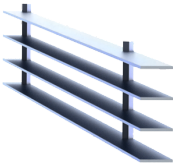


15-90 %
FREE OPEN AREA

30, 60 mm
PITCH

Mirage Series®
MSG

Swaged extruded
aluminium screens



71-78 %
FREE OPEN AREA

30, 60 mm
PITCH



Louvreclad Mirage Series® Sunscreens (MSC)

Louvreclad Code	Toe Depth	Thickness	Blade Drop	Blade Angle	Blade Pitch	Trafficable	Free Open Area	Weight / m ²
	"X" (mm)	"Z" (mm)	"W" (mm)	A°	"Y" (mm)	Yes / No		
MSC-20360/135	20	3	60	135	60	✓	71%	11.4
MSC-32360/135	32	3	60	135	60	✓	78%	14.7
MSC-40360/135	40	3	60	135	60	✓	78%	16.8
MSC-20380/135	20	3	80	135	60	✓	71%	12.9
MSC-32380/135	32	3	80	135	60	✓	76%	16.1

Louvreclad Mirage Series® Sunscreens (MSS)

Louvreclad Code	Toe Depth	Thickness	Blade Drop	Blade Angle	Blade Pitch	Trafficable	Free Open Area	Weight / m ²
	"X" (mm)	"Z" (mm)	"W" (mm)	A°	"Y" (mm)	Yes / No		
MSS-32360/100-60	32	3	60	100	60	✗	15%	10.3
MSS-20345/135-30	20	3	45	135	30	✗	63%	13.6
MSS-20345/135-60	20	3	45	135	60	✗	68%	7.6
MSS-20360/135-30	20	3	60	135	30	✗	63%	15.7
MSS-20360/135-60	20	3	60	135	60	✗	68%	8.7
MSS-32360/135-30	32	3	60	135	30	✓	63%	19.0
MSS-32360/135-60	32	3	60	135	60	✗	68%	10.3
MSS-40360/135-30	40	3	60	135	30	✓	63%	21.1
MSS-40360/135-60	40	3	60	135	60	✗	67%	11.4
MSS-20380/135-30	20	3	80	135	30	✗	63%	18.6
MSS-20380/135-60	20	3	80	135	60	✗	67%	10.2
MSS-32380/135-30	32	3	80	135	30	✓	63%	21.9
MSS-32380/135-60	32	3	80	135	60	✗	67%	11.8
MSS-32360/160-30	32	3	60	160	30	✓	87%	19.0
MSS-32360/160-60	32	3	60	160	60	✗	90%	10.3



Louvreclad Mirage Series® Grating (MSG)

Louvreclad Code	Toe Depth	Flat Bar Thickness	Blade Pitch	Trafficable	Free Open Area	Weight / m ²
MSG-253-30	25	3	30	✓	90%	8.5
MSG-253-60	25	3	60	✗	95%	5.1
MSG-323-30	32	3	30	✓	90%	10.3
MSG-323-60	32	3	60	✗	95%	6.0
MSG-403-30	40	3	30	✓	90%	12.5
MSG-403-60	40	3	60	✗	95%	7.1
MSG-453-30	45	3	30	✓	90%	13.9
MSG-453-60	45	3	60	✗	95%	7.8
MSG-503-30	50	3	30	✓	90%	15.2
MSG-503-60	50	3	60	✗	95%	8.5
MSG-553-30	55	3	30	✓	90%	16.6
MSG-553-60	55	3	60	✗	95%	9.1
MSG-603-30	60	3	30	✓	90%	17.9
MSG-603-60	60	3	60	✗	95%	9.8
MSG-653-30	65	3	30	✓	90%	19.3
MSG-653-60	65	3	60	✗	95%	10.5
MSG-753-30	75	3	30	✓	90%	22.0
MSG-753-60	75	3	60	✗	95%	11.8
MSG-255-30	25	5	30	✓	83%	13.0
MSG-255-60	25	5	60	✗	92%	7.3
MSG-325-30	32	5	30	✓	83%	16.1
MSG-325-60	32	5	60	✗	92%	8.9
MSG-405-30	40	5	30	✓	83%	19.7
MSG-405-60	40	5	60	✗	92%	10.7
MSG-455-30	45	5	30	✓	83%	22.0
MSG-455-60	45	5	60	✗	92%	11.8
MSG-505-30	50	5	30	✓	83%	24.2
MSG-505-60	50	5	60	✗	92%	13.0
MSG-555-30	55	5	30	✓	83%	26.5
MSG-555-60	55	5	60	✗	92%	14.1
MSG-605-30	60	5	30	✓	83%	28.7
MSG-605-60	60	5	60	✗	92%	15.2
MSG-655-30	65	5	30	✓	83%	31.0
MSG-655-60	65	5	60	✗	92%	16.3
MSG-755-30	75	5	30	✓	83%	35.5
MSG-755-60	75	5	60	✗	92%	18.6



Technical Data Disclaimer


- Indicative maximum span provided are based on generic permissible design wind pressure of 2kPa.
- Span values and product technical information provided are subjected to variance by project specific requirements & influence factors such building location, terrain category & local pressure effects.
- Span values provided are based on typical scenario where product specified are fixed at one end; simply supported at the other end and in either horizontal or vertical orientation.
- If the product specified is required to function as barrier for fall protection or as trafficable element, maximum span and pitch nominated may be reduced.
- Spans values provided could be influenced and reduced when used in dynamically sensitive wind environment.
- For project specific product selection or preliminary design & engineering consultation, please contact 1300 165 678 or sales@louvreclad.com to arrange or book a meeting.






Inspire with Quality

As leaders in the building envelope market, we are known for exceptional quality and lasting value. Our credibility, wealth of knowledge, and unmatched competence enable us to inspire exterior solutions that look good and perform better.



The MadeRight Guarantee

Following our proven process enables us to develop solutions we're proud to put our mark of quality to. We guarantee that all projects will be delivered in a timely manner, be on specification, engineered to Australian standards and finished to the highest quality.



Made to Perform

Louvreclad solutions are made to last and manufactured on-site using high-quality Australian aluminium and steel. As an organisation we are driven to get a thousand things right everyday to achieve our vision to be the face of Australian Building. Our facades are not here to be average, they are here to perform – and so are we.



Made to Perform

1300 165 678

sales@louvrecld.com

louvrecld.com